

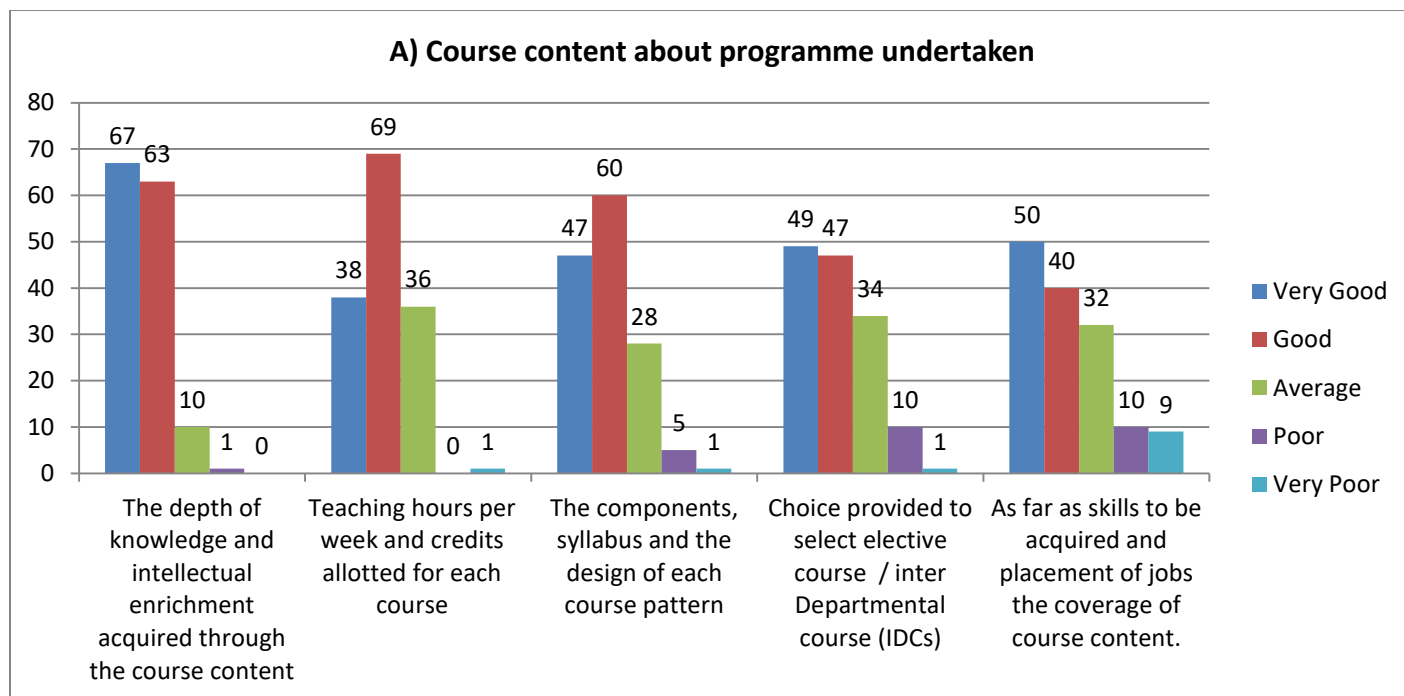
**WAVOO WAJEEHA WOMEN'S COLLEGE OF ARTS AND SCIENCE COLLEGE,
KAYALPATNAM**

IQAC - STUDENTS FEEDBACK REPORT

(2018-2019)

NUMBER OF STUDENTS: 141

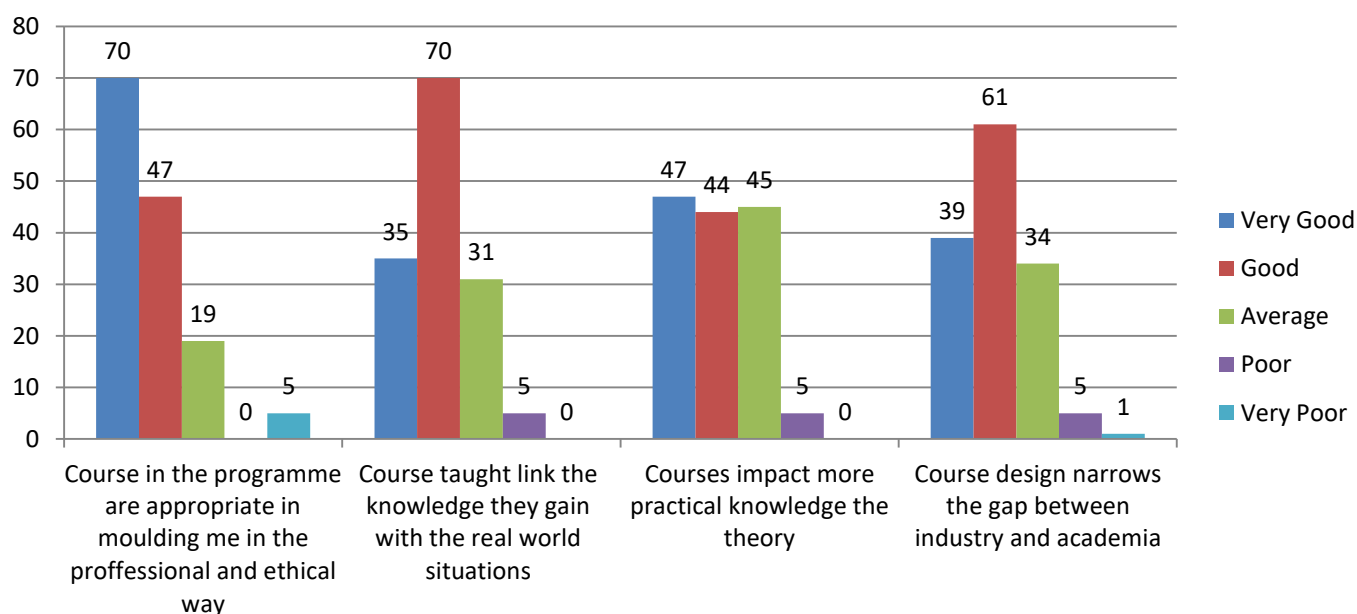
A)Course Content about Programme Undertaken						
S. No.	Criteria	Very good	Good	Average	Poor	Very poor
1	The depth of knowledge and intellectual enrichment acquired through the course content	67	63	10	1	-
2	Teaching hours per week and credits allotted for each course	38	69	36	-	1
3	The components, syllabus and the design of each course pattern	47	60	28	5	1
4	Choice provided to select elective course / inter Departmental course (IDCs)	49	47	34	10	1
5	As far as skills to be acquired and placement of jobs the coverage of course content.	50	40	32	10	9



B) Course content relevance towards industry

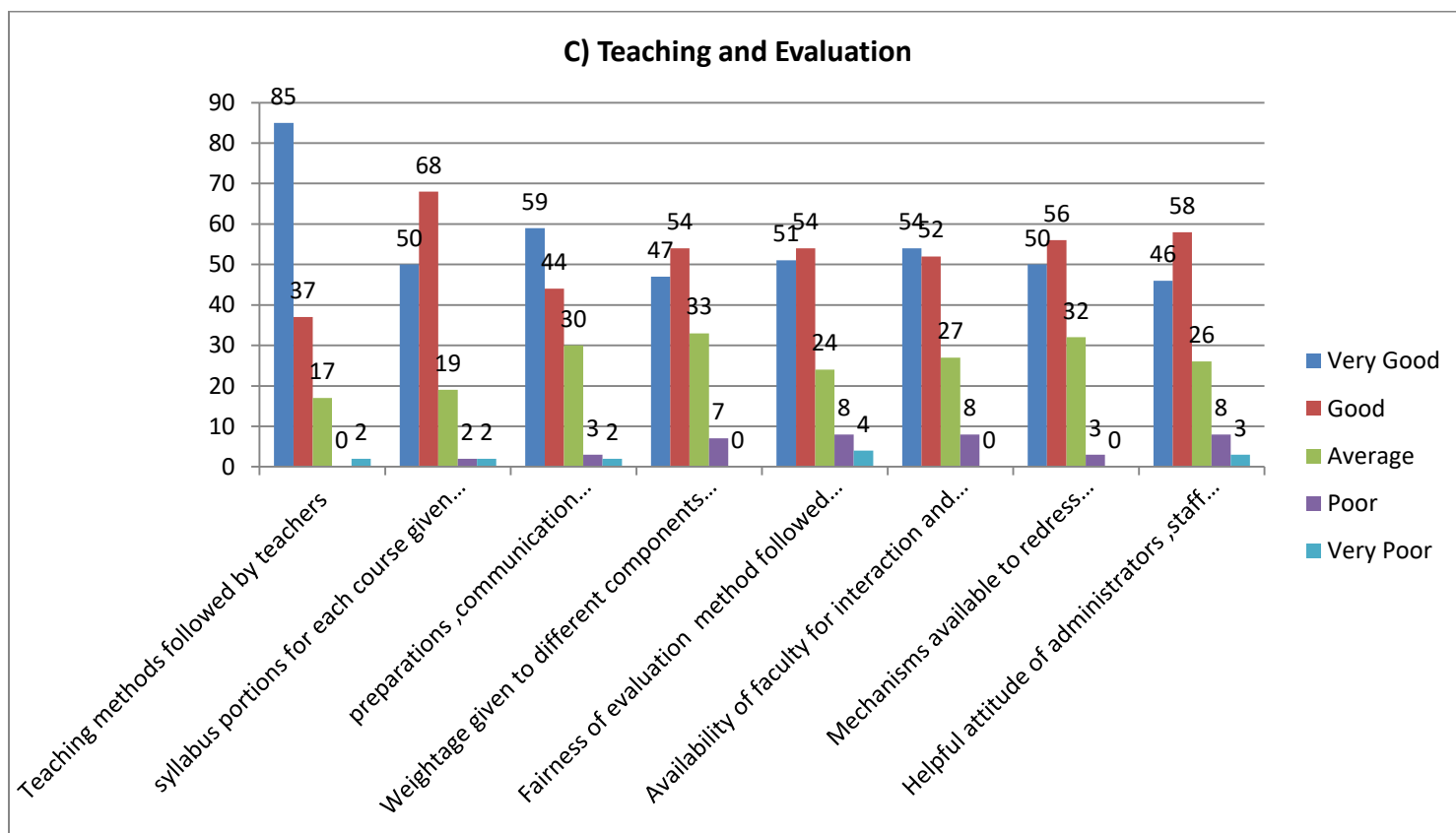
S. No.	Criteria	Very good	Good	Average	Poor	Very poor
6	Course in the programme are appropriate in moulding me in the professional and ethical way	70	47	19	-	5
7	Course taught link the knowledge they gain with the real world situations	35	70	31	5	-
8	Courses impact more practical knowledge the theory	47	44	45	5	-
9	Course design narrows the gap between industry and academia	39	61	34	5	1

B) Course content relevance towards industry

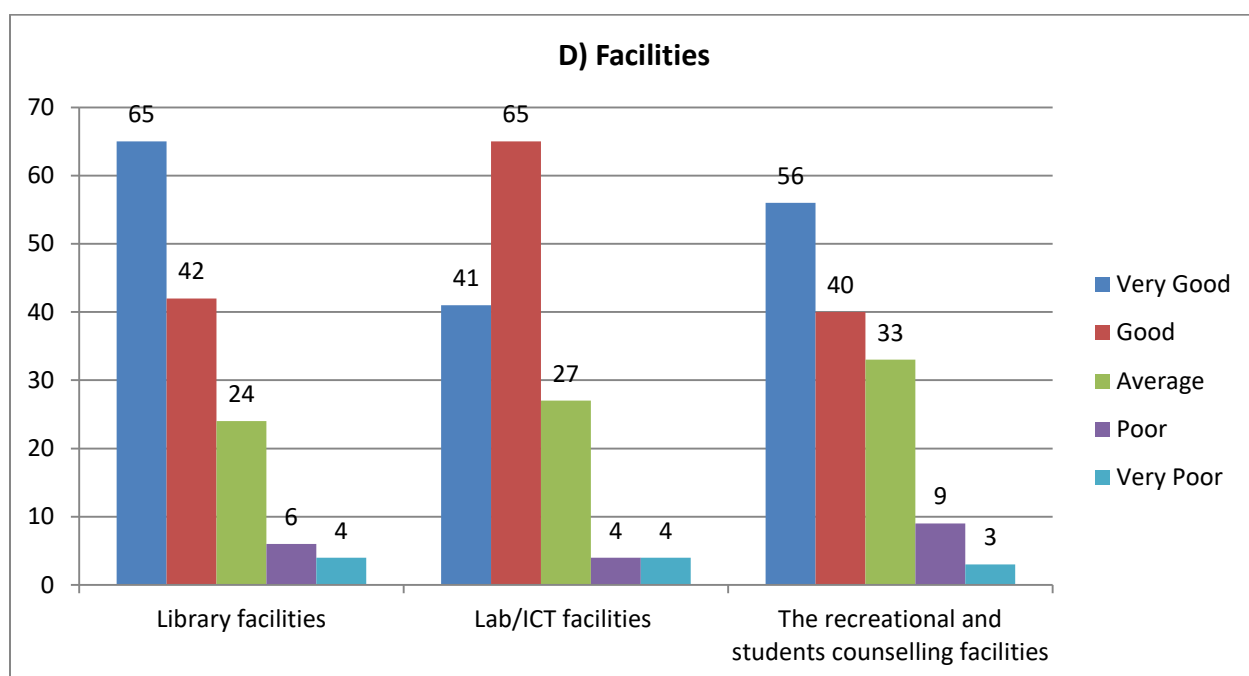


C)Teaching and Evaluation

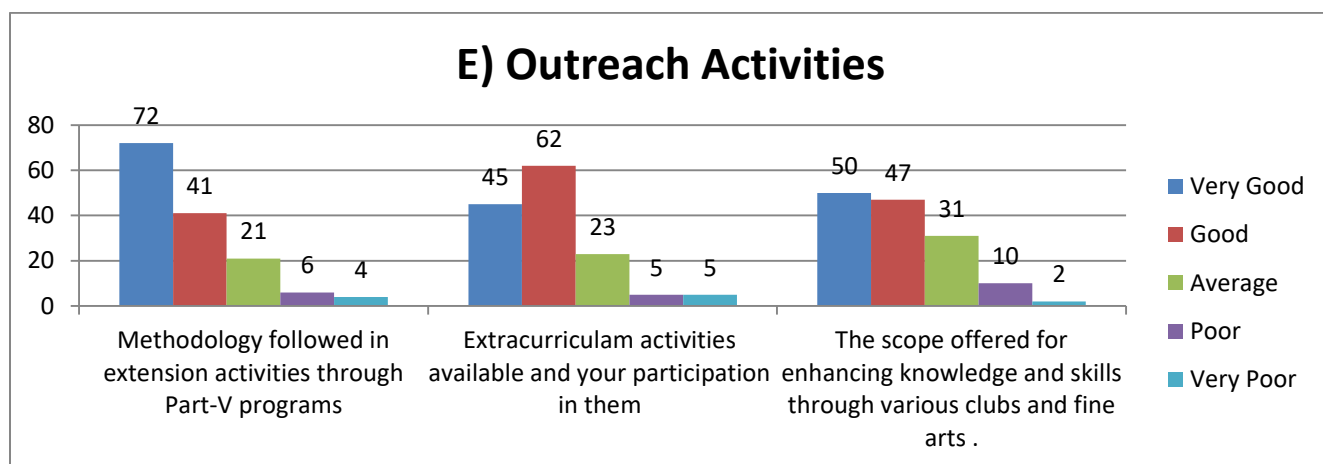
S. No.	Criteria	Very good	Good	Average	Poor	Very poor
10	Teaching methods followed by teachers	85	37	17	-	2
11	syllabus portions for each course given for self-study and learning in the form of assignments,seminars ,etc.	50	68	19	2	2
12	preparations ,communication ,encouragement and helpful attitude of teachers in assisting you to learn better.	59	44	30	3	2
13	Weightage given to different components of CIA and the way in which they are implemented	47	54	33	7	-
14	Fairness of evaluation method followed for CIA and semester exam.	51	54	24	8	4
15	Availability of faculty for interaction and guidance.	54	52	27	8	-
16	Mechanisms available to redress academic grievances	50	56	32	3	-
17	Helpful attitude of administrators ,staff and non-teaching staff to provide suitable campus culture and atmosphere.	46	58	26	8	3



D)Facilities						
S. No.	Criteria	Very good	Good	Average	Poor	Very poor
18	Library facilities	65	42	24	6	4
19	Lab/ICT facilities	41	65	27	4	4
20	The recreational and students counselling facilities	56	40	33	9	3



E)Outreach Activities						
S. No.	Criteria	Very good	Good	Average	Poor	Very poor
21	Methodology followed in extension activities through Part-V programs	72	41	21	6	4
22	Extracurriculam activities available and your participation in them	45	62	23	5	5
23	The scope offered for enhancing knowledge and skills through various clubs and fine arts .	50	47	31	10	2



F)Overall						
S. No.	Criteria	Very good	Good	Average	Poor	Very poor
24	Overall rating of the programmes and other facilities provided.	58	47	26	7	3

